



**quattro**

**4**


© Light Bulb Languages 2017



**cinque**

**5**

© Light Bulb Languages 2017



**sei**

**6**

© Light Bulb Languages 2017




**sette**

**7**



**otto**

© Light Bulb Languages 2017




**nove**

**8**

**9**


© Light Bulb Languages 2017




**dieci**

**10**

**undici**




© Light Bulb Languages 2017



**dodici**

**12**

© Light Bulb Languages 2017



**tredici**

© Light Bulb Languages 2017

**13**



© Light Bulb Languages 2017



**quindici**

© Light Bulb Languages 2017

**15**



© Light Bulb Languages 2017

**14**

**quattordici**



**sedici**

**16**

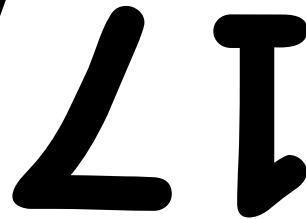
© Light Bulb Languages 2017



**diciotto**

**18**

© Light Bulb Languages 2017



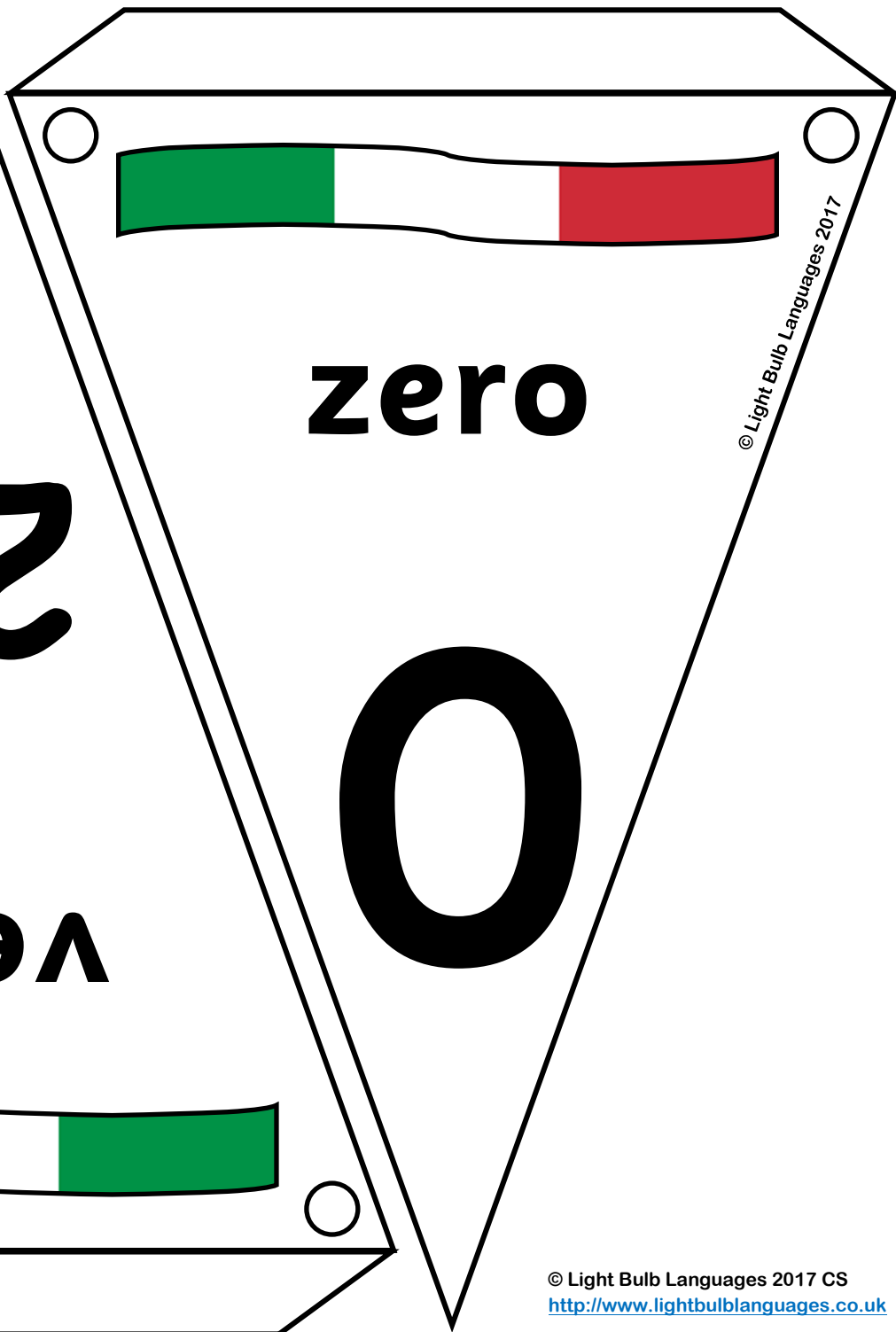
**diciassette**



© Light Bulb Languages 2017



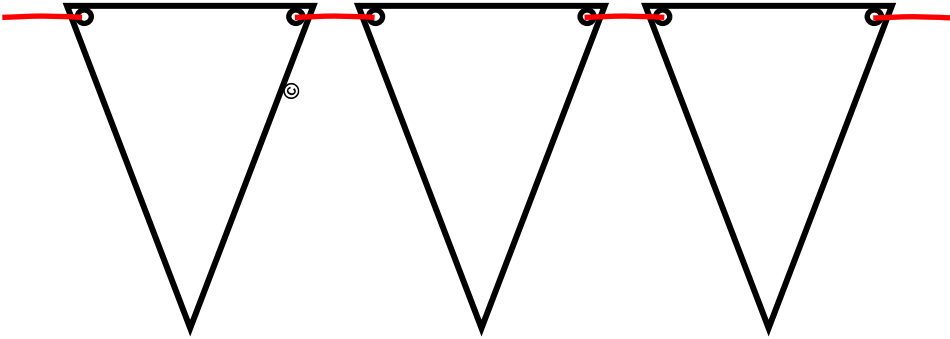
20



venti

There are two ways of joining the triangles together:

1. Punch out the holes shown and use string or treasury tags to join the triangles together.



2. Fold the top tab to the back and stick it down over a string. (Image is as seen from the back)

